


# **OCTOPUS™**

## **808 Twin Automatic**

### **Dual Film Carriages**

- ✓ *Wraps twice as fast*
- ✓ *Less film changes*
- ✓ *150 loads per hour*



Model shown with optional Auto Roll Changer

- Wraps up to 150 loads per hour for extremely high throughput
- Lifting belts instead of chains require less maintenance
- Innovative Octopus design with high performance pre-stretch results in 25% less film usage than other wrapping machines
- Advanced variable film tension control offers superior performance
- Comprehensive diagnostic touch screen simplifies troubleshooting
- Modular design and wireless controls provide flexibility for adding future upgrades

# Octopus 808 Twin

## Automatic Rotary Ring Stretch Wrapper

### Specifications

Standard configuration listed below. Please contact your sales representative for other available configurations.

#### Performance

Loads per hour	Up to 150
Maximum load size	50" W x 56" L x 80" H (75" dia.)
Minimum load size	36" x 36" x 28" H (film clamp justified)
Maximum load weight	4,800 pounds (w/ITW Muller conveyor)

#### Film Delivery System

Film capacity	20" roll width x 10" dia.
Pre-stretch type	Strain gauge
Pre-stretch level	250% (optional 75% to 300%)
Force control	Variable
Film threading	Octo-Thread design; W film threading pattern
Cut and seal	Controlled impulse cutter and heat sealer

#### Controls

Controller	Allen-Bradley PLC
Operator interface	Allen-Bradley Panel View
Load height sensor	Photo eye
Wrap settings	Re-wrap function, overwrap and overlap adjustments
Wrap counters	Independent top and bottom
Emergency stop	Mushroom head
Electrical disconnect	Lockable
Electrical enclosure	CSA approved

#### Power Requirements

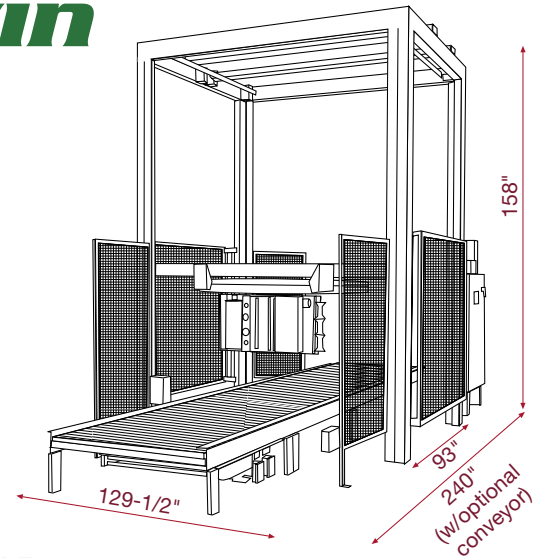
Voltage	480 VAC, 3 phase, 30 amps
Pneumatic	80 psi, 3 CFM (clean, dry air)

#### Ring Lift and Rotation

Lift method	Belt
Lift motor	480 VAC - SEW Eurodrive
Lift control	Variable frequency drive
Rotation method	Belt drive
Rotation motor	480 VAC - SEW Eurodrive
Rotation control	Variable frequency drive

#### Structure

Machine weight	5,500 pounds
Construction	Heavy duty steel frame
Color	Dark bronze
Ring frame color	Yellow




#### Additional Features

- 7' high mesh fence around system
- Entry gate with automatic shutdown
- Low pressure safety switch
- Upper and lower ring shutdown switches
- Internal wrap zone location photo eyes
- Infeed and outfeed shutdown photo eyes
- Infeed and exit conveyor sequence interlocks:
  - Customer ready to send load
  - Machine ready to receive load
  - Machine ready to send load
  - Customer ready to receive load

#### Octo-Thread film carriage

Allows for fast, easy film threading. The standard tilting film mandrel allows the operator to load a film roll with greater ease and reduces the risk of damaging the film roll during loading.



#### Optional Auto Roll Changer

Designed to eliminate labor and increase productivity, the Auto Roll Changer automatically replaces the depleted or broken film with a new roll.



**SIGNODE®**

Signode Packaging Systems  
 3610 West Lake Avenue  
 Glenview, Illinois 60026  
 1-800-323-2464  
 www.signode.com